



The DIGITAL DIGEST

AUG. 2022 Vol. #5 HCS DIGITAL TEACHING & LEARNING

Welcome Back!



CONTACT US

8:00AM -4:30PM

311 N. Bethel Road
910.904.0026

Click here to access our Youtube Channel for virtual PD, tutorials, & more!



Presented by Hoke County Schools department of Digital Teaching & Learning.

For assistance with any digital teaching and learning needs, please contact dtif@hcs.k12.nc.us



== Hello *New* School Year! You're going to be *Amazing!* ==

THE CANVAS CHRONICLE



Welcome back to another great school year!!!

The beginning of the 2022-2023 school year marks the third year of Hoke County School's experience with Canvas, so if you are new to our district or returning we are all still learning. The [CHECKLIST](#) is a great place to begin. It provides a list of recommended actions that you, the Canvas course instructor, can take to make your experience with Canvas easier. (note: The link will require to make a copy) As you refresh your practices, be sure to check out both the recommended practices and best practices. Links in the article will take you to more detailed steps you need to review.

As a reminder you must publish course before students can access it and its content. Students cannot see unpublished courses and content, To polish up on publishing in Canvas, click on the [link](#) to learn more

This year Hoke County Schools has revised course template for all courses. The template includes built in canvas support not only for teachers but students as well. This structure is designed to provide consistency across every course so that students know the expectations. There are still opportunities to be creative, so jump in your course and have some fun.



with DTL & Media Services
Coordinator, **Karen Nichols**

[Click here to access 4 Reading Tips for Parents to keep Kids Engaged!](#)



3 options available
Register here!

Learning Opportunities



We're on the hunt for Blended Learning practices and awesome integration of technology in your classroom!

We want to highlight you in the up & coming issues of the Digital Digest.

TECH Tuesday

JOIN US FOR TECH TUESDAY

Offered ONCE A MONTH

Learn about Student Learner Profiles with

[Nicole Covington](#) on Tuesday, Sep 13, 2022 at the Digital Learning Center (DLC). We hope to see you there!




We are reaching our goal!
Join us for a short PD on Learning.com,
Tuesday, August 30th







THE SEESAW SCOOP

There have been some exciting changes at Seesaw! They have updated their Messages feature to make it more useful to teachers. Click [here](#) to read about all the new features.

Seesaw is all one app now! It is no longer Seesaw Class and Seesaw Family. Families will download the one Seesaw app now. You can send home [this flyer](#) and/or [this video](#) to help get families connected to your class.



Solve one math problem with multiple math strategies.

1. Tap the  add response button.
2. Use the  or  to show your thinking.
3. Solve the math problem, using a different strategy on each page.
4. Tap the  draw + record tool on each page to capture all of your problem solving.
5. If you run out of time, tap the  orange check and come back to this during math menu.
4. If you finish, tap the  green check to add to your portfolio.

Adding icons to directions are helpful aid for our younger students, especially those that are not reading yet. Use [this guide](#) here for the shortcuts to add the icons in your assignment directions.

Don't forget that you class is created for you and all students and teachers will **login with Google**. We will not be using the QR codes for class logins. If you have any changes to your roster (student added or removed or need a teacher/TA added to your class) use [this form](#). Email lcoble@hcs.kk12.nc.us if you have any questions regarding Seesaw.



NEXT MONTH

THE NEXT ISSUE OF THE
DIGITAL DIGEST
WILL BE PUBLISHED
THE WEEK
OF SEPTEMBER 12TH

THE FUNNIES

Here, have a TECH joke!

I CHANGED ALL MY PASSWORDS
TO "INCORRECT"

SO THAT WHEN I FORGET MY PASSWORD,
IT SAYS "YOUR PASSWORD IS INCORRECT"